



"Telecommunication Products to solve Telecommunication Problems"

CK-1P5 Promotion-On- Hold Adapter

For the Panasonic KX-TS4100, KX-TG4200, and KX-TGS4300 Phones




6/23/07

Introduction

Thank you for purchasing the Skutch CK-1P5 Promotion-On-Hold Adapter for the Panasonic KX-TGS4100, KX-TG4200, and KX-TS4300 four line phone family. These phones were designed to operate ONLY with the phones within it's phone family. You should not use GE, AT&T, or other makes and models of phones with these units. The CK-1P5 works

ONLY with this phone family. The CK-1P5 is a true plug and play device. The unit does not require any "Learning" to operate. When a call is placed ON HOLD from any family phone the ON HOLD caller will hear the Promotion-On-Hold audio. When the line is re-answered, the audio automatically stops. It's that simple!

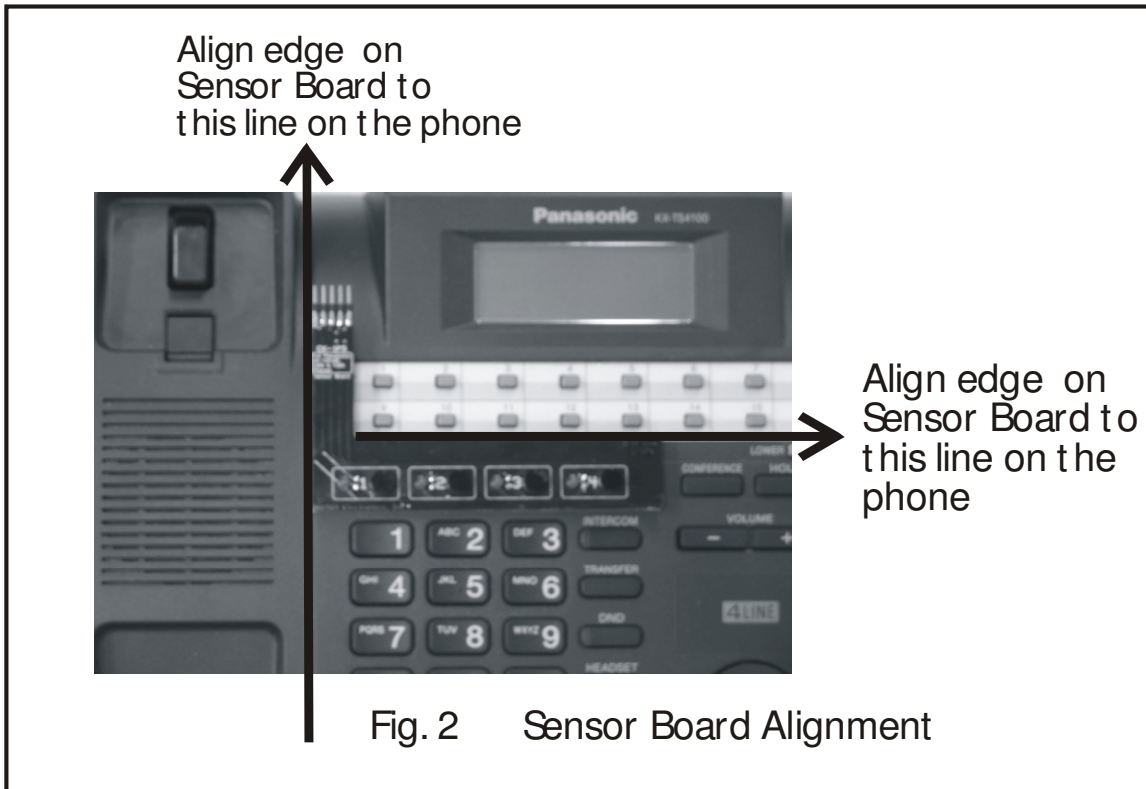


Installation

The CK-1P5 can be installed on any one telephone, and it will work from all family phones.

- 1- Make sure that the surface on the telephone is clean and free of dust and/or oil.
- 2- Peel the paper protector off back side of the "SENSOR BOARD" . Carefully align as shown in Fig. 2. On the sticky foam side of the board there are 4 photo cells. These photo cells MUST be aligned directly over the In Use LEDS (RED LEDS) on the 1-4 Line

buttons. Note that the LEDs are located on the left hand side of the buttons. Once you are SURE it is aligned, press down to attach to phone. The Sensor Board is aligned to the edges of the phone as shown in Fig. 2.



CAUTION: The SENSOR BOARD must be aligned correctly or the unit will not operate properly. If you need to remove the SENSOR BOARD once it is attached, slowly lift up on one edge of the SENSOR BOARD. Pulling the SENSOR BOARD off fast could damage the foam pad.

3- Position the CK-1P5 box under the base telephone with the jacks facing towards the back of the phone. (See Fig. 3).

4- Connect the SENSOR BOARD CABLE between the CK-1P5 Box and the SENSOR BOARD as shown in Fig. 3. Make sure that all 10 pins are aligned, and that the notch on the connector is UP!

5- Connect the short modular cord from [1&2 to Phone] on CK-1 to [LINE 1/2] on Phone.

6- Connect the short modular cord from [3&4 to Phone] on CK-1 to [LINE 3/4] on Phone.


7- The audio cord that comes with the CK-1P5 is ONLY used for CD Players. If you have a digital player, then you should be using the audio cord that came with your digital

unit. Connect the proper audio cord from your music source, to the AUDIO IN jack on the back of the CK-1 box.

8- Connect a MOD cord from Telephone Wall Jack 1&2 to [1&2 to Line] on CK-1.

9- Connect a MOD cord from Telephone Wall Jack 3&4 to [3&4 to Line] on CK-1.

10- Connect the POWER CUBE from the CK-1 box to 115VAC power.



Testing the System:

1- Pickup line 1 on your telephone. The line one LED on the SENSOR BOARD should light up.

2- Repeat this test for lines 2-4. If all lines light up when picked up, the CK-1 is working properly. If the lights on the SENSOR BOARD do not light up, then

- a) Make sure that the CK-1P5 and Phone is connected to power.
- b) Make sure that the SENSOR BOARD is aligned properly.

I hear Music when I pick up the phone

It is normal to hear a burst of music when a call is picked up from a HOLD condition. The maximum length of the burst should be under 1 1/2 seconds. This is normal and is due to the communication structure of this family of phones.

Lights on CK-1 Box.

When you place a line on HOLD, the corresponding LED on the rear of the CK-1P5 box lights up to confirm the Promotion-On-Hold condition.

Using Other Brand Phones with the KX-TS4100/4200/4300 Phones

This family of phones is not compatible with other makes and models of telephones. Calls placed ON HOLD with these phones can not be cleared from other makes and models. In this case, the line will remain busyed out, until the line is cleared by a family phone, or until the 5 minute timeout has elapsed. The CK-1P5 will not play Promotion-On-Hold on phones outside of this family. For these reasons it is not recommended that other makes and models of telephones be used with this family of phones.

Tech Support - 916-786-6186

If you have any problems getting the unit to work properly feel free to give us a call. Technical Support is available between the hours of 7:30 AM and 4:30 PM Pacific Time, Monday through Friday.

• ONE YEAR LIMITED WARRANTY

This SKUTCH PRODUCT is warranted against defects for a period of one (1) year from the date of the original invoice. Within this period, we will repair it without charge for parts and labor. To obtain warranty service the product must be returned, at the customer's expense, to SKUTCH Electronics along with a copy of the original invoice. After the unit has been repaired, SKUTCH will ship the PRODUCT back via UPS GROUND service at our expense. If any other form of return shipment is requested, the customer will pay for 100% of the shipping cost.

This Warranty does not apply if in the sole opinion of SKUTCH Electronics, the PRODUCT has been damaged by lightning or any other Acts of God, or by accident, misuse, neglect, or improper packing, shipping, modification or servicing by other than an authorized SKUTCH Service Center.

EXCEPT AS SPECIFICALLY PROVIDED IN THIS AGREEMENT, THERE ARE NO OTHER WARRANTIES, EXPRESSED OR IMPLIED, INCLUDING, BUT NOT LIMITED TO, ANY IMPLIED WARRANTIES OR MERCHANTABILITY OR FITNESS FOR A PARTICULAR PURPOSE AND IN NO EVENT SHALL SKUTCH ELECTRONICS BE LIABLE FOR LOSS OF PROFITS OR BENEFITS, INDIRECT, SPECIAL, CONSEQUENTIAL OR OTHER SIMILAR DAMAGES ARISING OUT OF ANY BREACH OF THIS WARRANTY OR OTHERWISE.