

Sending large MP3 files over the internet

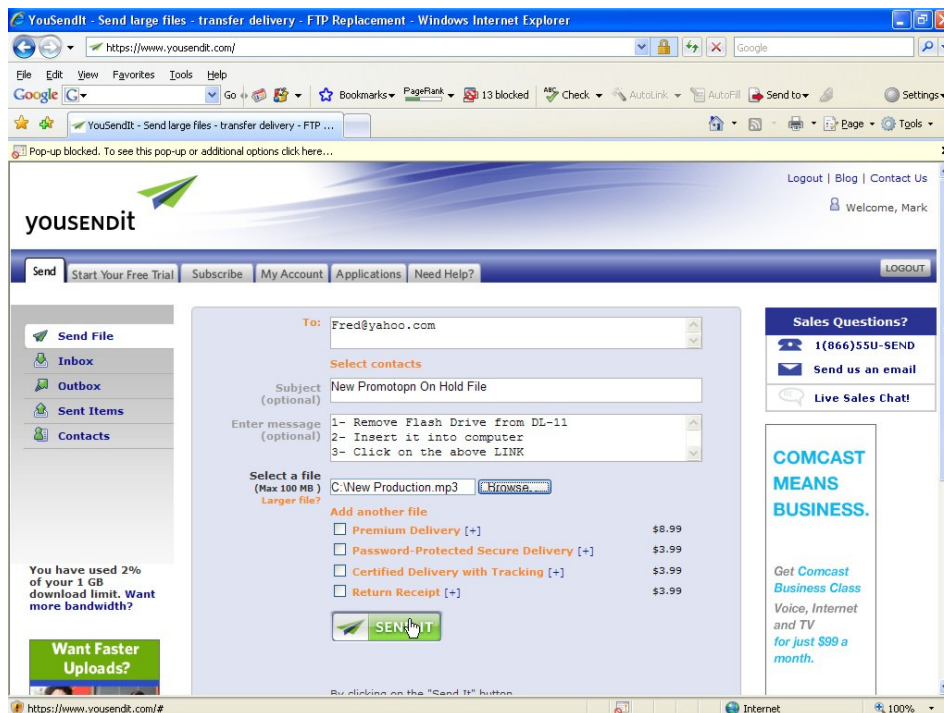
The recommended MP3 file format for the DL-11 is 44,100 Hz sample rate, at 128kbps, mono. Using this format, your file size will be approximately 1 megabyte per minute of recorded audio. So a five minute program would have a file size of about 5 MB.

The main problem is that the free email accounts such as hotmail and yahoo, have small attachment file size limitations. Some as low as 1.5 MB. Most commercial email accounts can only receive files smaller than about 9 MB. For this reason it is a good idea to use an alternative method to transfer larger files to your customers. There are several internet sites that allow you to transfer large files to your customers regardless of the type of email account that they have. www.YouSendIt.com and www.SendThisFile.com are just two examples of these types of sites. Both offer a FREE limited version that can be used. If you need more capabilities, they both offer multiple plans that will provide you with more capabilities for a set fee per month.

We have chosen "YouSendIt.com" to show how it works.

To Send a File (The Dealer):

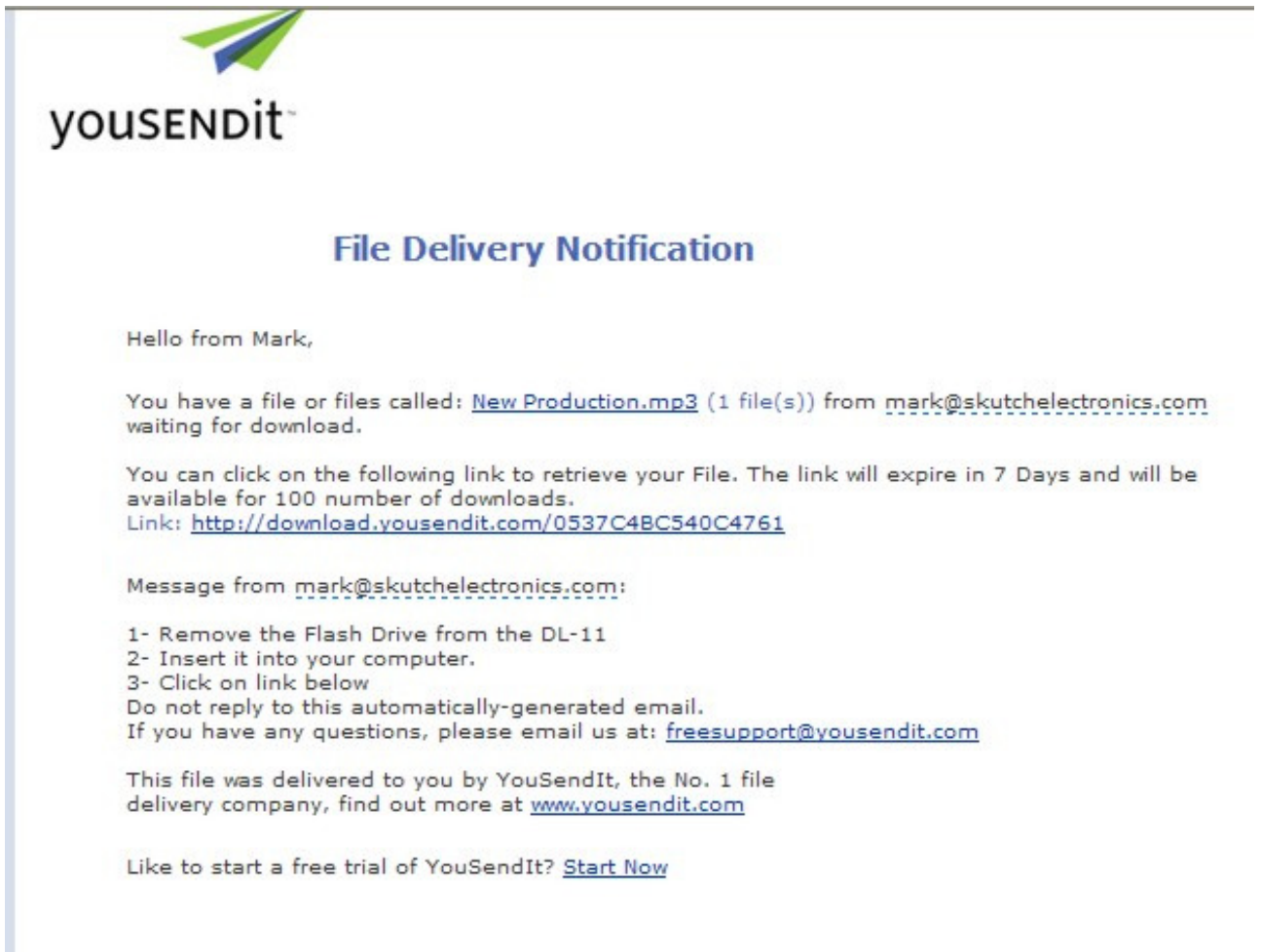
- 1- Go to the site and register. To complete the registration process, you must respond to an automated email that is sent to your account.
- 2- Go to the site and LOG IN.



3- Enter the customer's email address, the subject, and a short message. Then select a MP3 file using the BROWSE button. Then click send. That's it.

The Customer End:


1- The customer will receive an email like this:



2- The customer clicks on the LINK shown then sees the following:



3- The customer clicks on:



BOX and chooses the SAVE option. Make a note where you saved the file. That's it!